

DIN Rail DMX512 Decoder



DE8704

Features:

- 1, Meets DMX512/1990,with RJ45 interface.
- 2, 256-levels brightness,full-color with driver controls.
- 3, Power without flashing, low jitter free.
- 4, 4 ways of output channel, single channel maximum 5A output drive, total output is less than 20A.
- 5, Can achieve asynchronous color changes effect under working with controller.
- 6, With the light color selected mechanism, and be able to control the light with 1~4 colors.
- 7, Setting the DMX address freely.
- 8, Modularized design and can be matched with different LED module neatly.
- 9, 35mm width DIN Rail installation.
- 10, Custom-made is available and 3 years warranty.

Tech-parameter:

Input: DC12-24V

Output: <20A

Control channels: 4CH

MAX Power:480W

Frequency: 5000HZ

Input Signal: DMX512/1990 Digital Signal

Work Temp.: 0~70°C

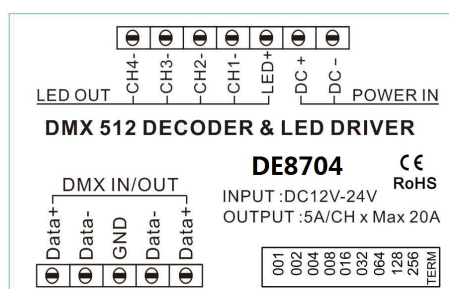
The light gray level: 256

Protection grade: IP40

Gross Weight:220g

Product size: L107*W72*H59(mm)

Product Instructions:

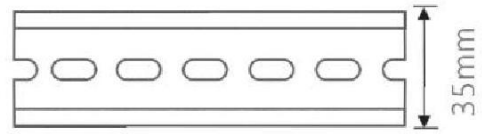
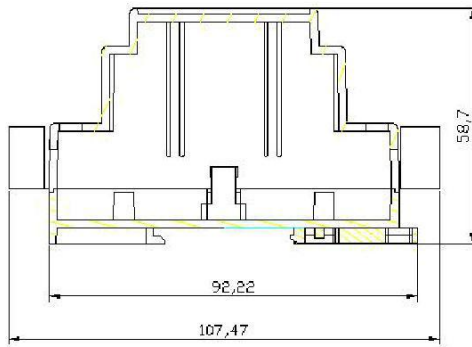


1), The driving output interface of Yang drive, with 1 V+ ports and 4 channels CH1, CH2, CH3, CH4 output interface, can be connected with various full-color module and module automatically according to the lamp module load adjustment of output current, each channel shall not be greater than 5A.

Note: the total connection full-color module directly to the main line and CH1, CH2, CH3, CH4 control line is connected to the output of the decoder interface corresponding pins; single module can be connected to the decoder output interface is V+ feet, negative lines according to the output of CH1, this module is connected to the CH2 color decoder CH3, CH4, a foot on monochrome module; several colors received the same decoder output interface, will be their main line are connected to a decoder of V+ feet.

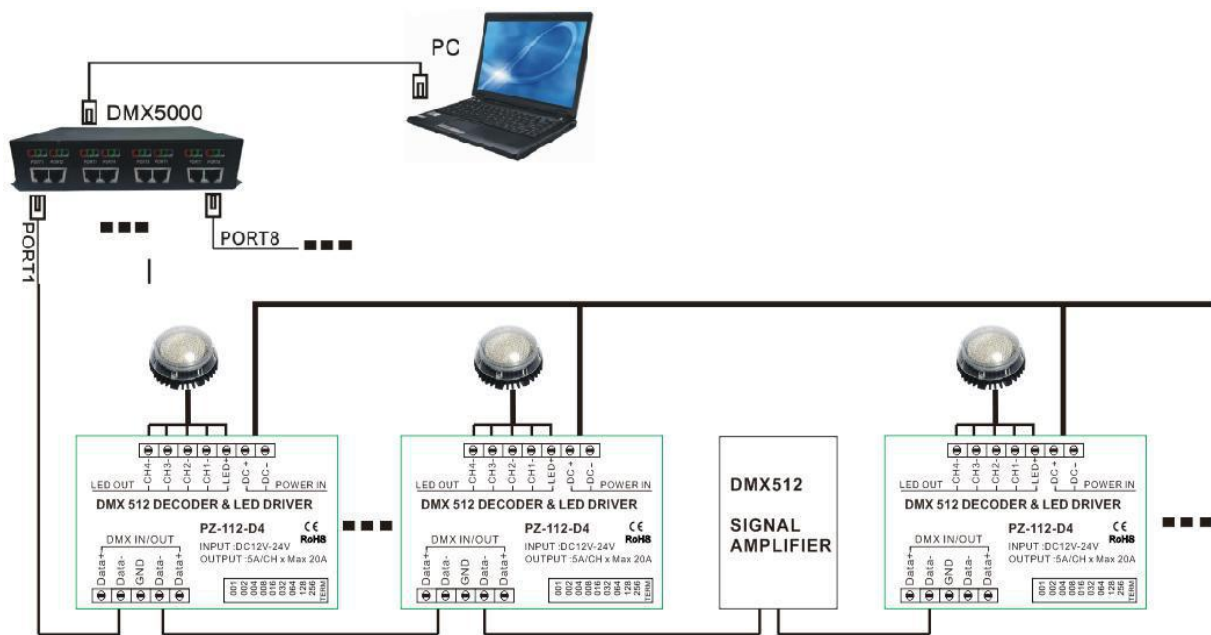
2), **Self-test function:** full bright mode, will be 1 to 9 of the dial switch upward pull full bright. Four channel gradient mode, will be 1 to 9 of the dial switch down to pull out the channel gradient mode.

Product Size:



安装轨道
TS-35/7.5或TS-35/15

Wiring Diagram:



DMX512 Control System Connection Attention:

- ◆ DMX signal cable is shielded twisted pair cable(microphone cable) or three core cable, DMX signal positive, negative in the end, solder or crimp DMX signal cable plug should be paid special attention to the polarity.The input interface and corresponding signal output from the DMX512 controller, signal is negative, and the connection of DE8704 signal.
- ◆ The DMX5000 output driver and DE8704 transmission line can't exceed 300 meters.
- ◆ DMX5000 and DE8704 wiring, lighting by JBLED FLASH software can realize the control and computer on-line,realize unlimited expansion cascade with DMX lamp.
- ◆ Every connected 32 DE8704 control, DMX signal must be combined with a signal amplifier (such as: RE2000),cascade cannot be more than 4PCS.
- ◆ At the end of the line, better to connect a DMX signal termination (DE8704 dial switch tenth dial can).